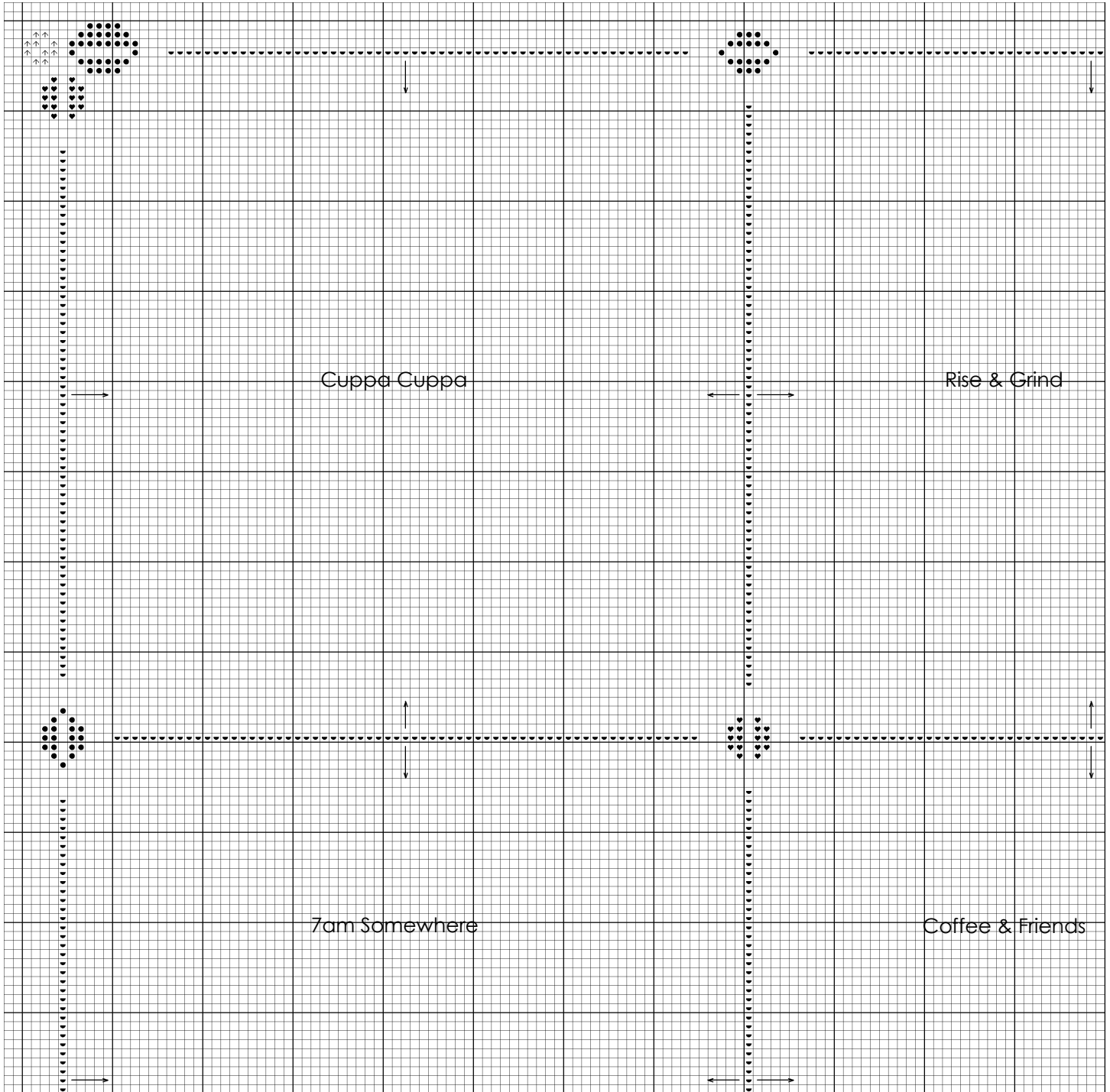




A 9-part caffeinated series!

Stitched 2 over 2 on 32ct Oaken from Picture This Plus linen. Stitch count 237 x 235. Center each Cool Beans design within the squares of the Cool Beans Border. Individual hart placement is suggested below. PART 1—TOP LEFT (centering arrows will act as the overlap guide for stitching the Cool Beans Border.

↑ DMC 838 ♥ DMC 779 ● DMC 3781 ▾ DMC 3862

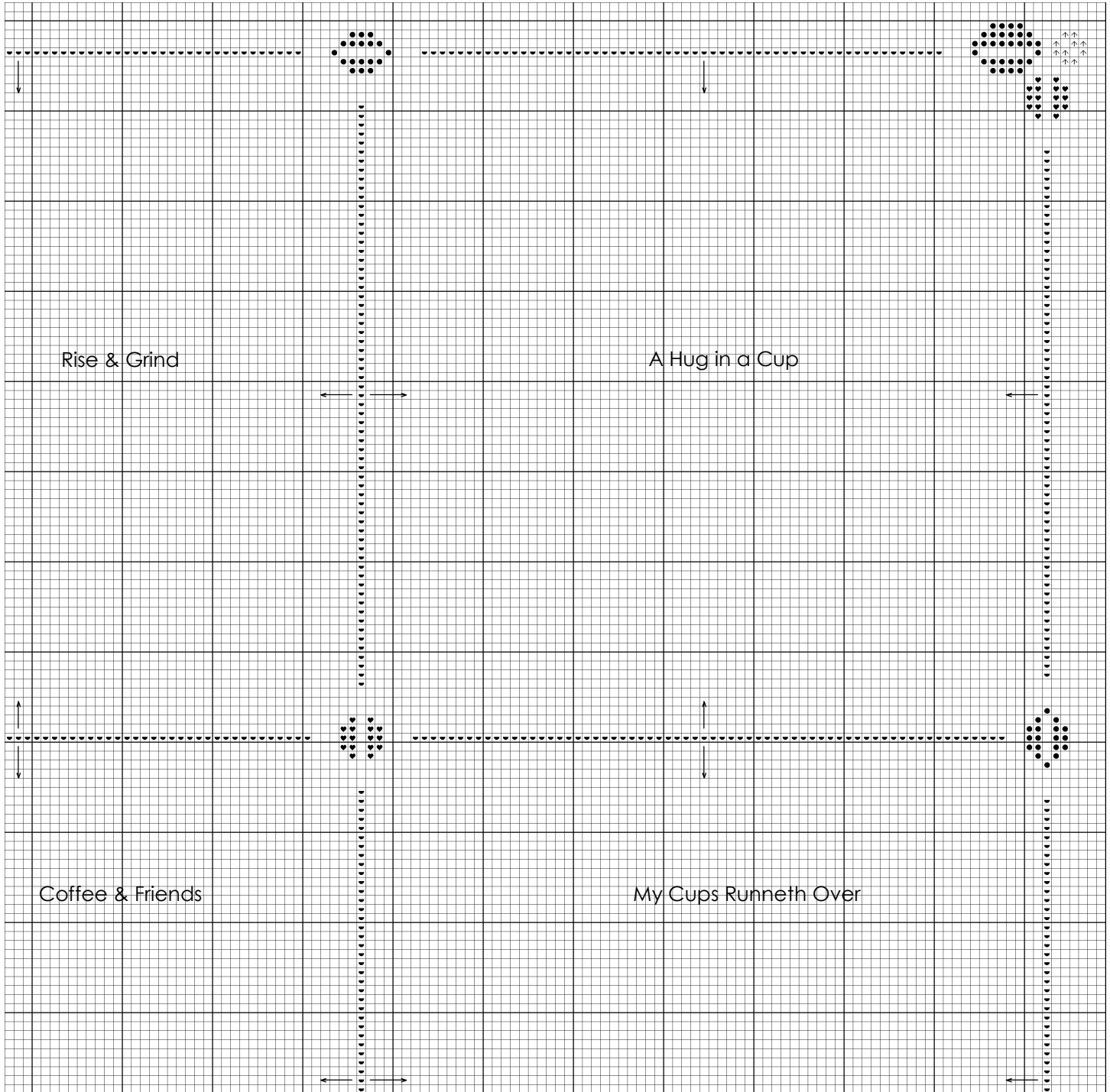




A 9-part caffeinated series!

Stitched 2 over 2 on 32ct Oaken from Picture This Plus linen. Stitch count 237 x 235. Center each Cool Beans design within the squares of the Cool Beans Border. Individual hart placement is suggested below. PART 2—TOP RIGHT (centering arrows will act as the overlap guide for stitching the Cool Beans Border).

↑ DMC 838 ♥ DMC 779 ● DMC 3781 ▾ DMC 3862

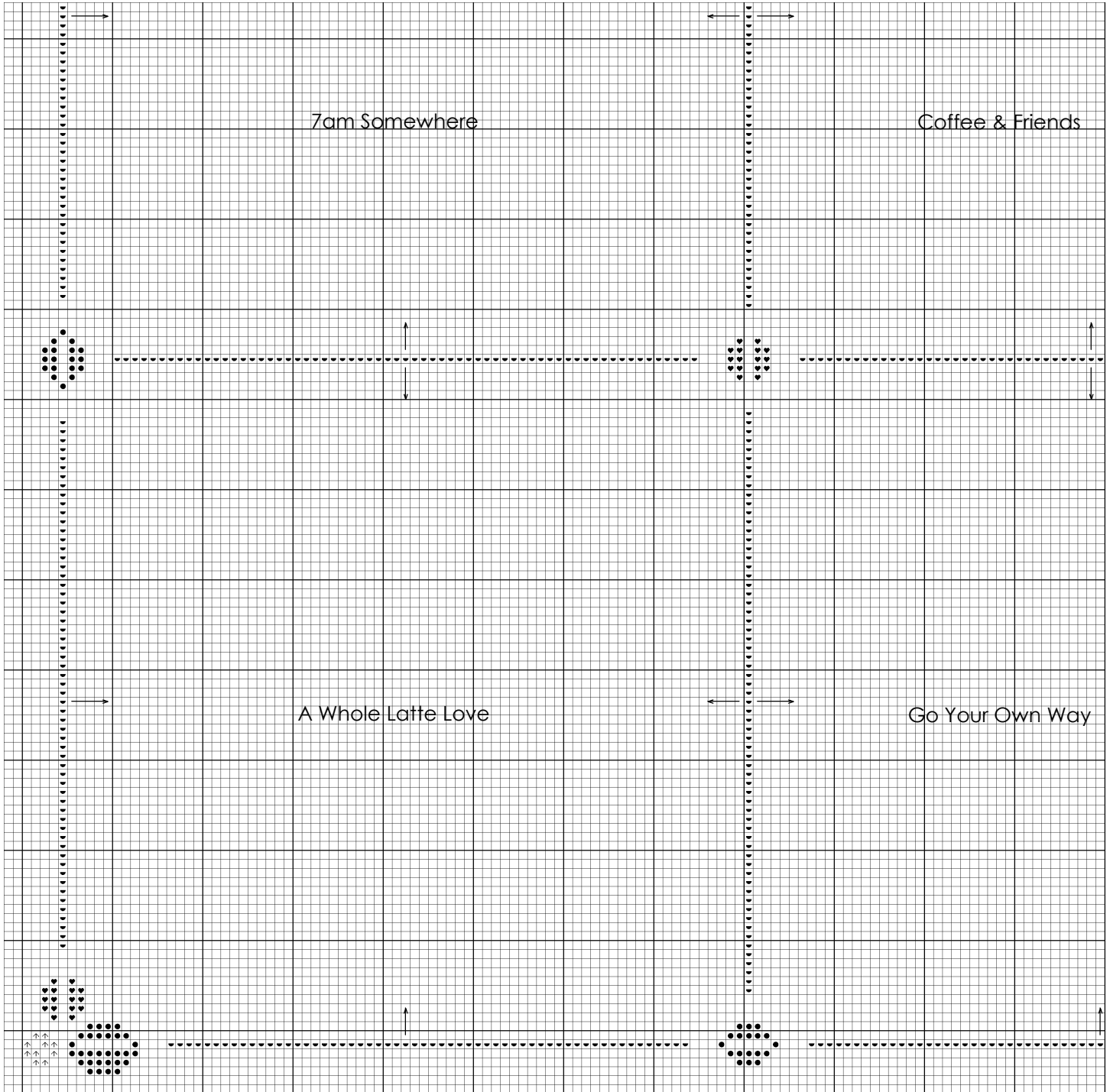




A 9-part caffeinated series!

Stitched 2 over 2 on 32ct Oaken from Picture This Plus linen. Stitch count 237 x 235. Center each Cool Beans design within the squares of the Cool Beans Border. Individual hart placement is suggested below. PART 3—BOTTOM LEFT (centering arrows will act as the overlap guide for stitching the Cool Beans Border.

↑ DMC 838 ♥ DMC 779 ● DMC 3781 ▾ DMC 3862





A 9-part caffeinated series!

Stitched 2 over 2 on 32ct Oaken from Picture This Plus linen. Stitch count 237 x 235. Center each Cool Beans design within the squares of the Cool Beans Border. Individual hart placement is suggested below. PART 4—BOTTOM RIGHT (centering arrows will act as the overlap guide for stitching the Cool Beans Border.

↑ DMC 838 ♥ DMC 779 ● DMC 3781 ▾ DMC 3862

